

*This flyer is for renting the device. For those who have smartphones, please refer to the flyer about downloading "SkyDesk Media Trek Application".*

# Audio Tour in Nemuro

## Free Rental Device

*The audio tour service for going through scenic spots in Nemuro has finally arrived !*

about  
50 Audio Guided Spots



Audio Tour Device covers most of the scenic spots in Nemuro.  
Check the detail for the spots on the web.  
<https://www.nemuro-hokkaido.com/>



**Borrow the Device for FREE**  
at the Reception at Nemuro Tourist Association

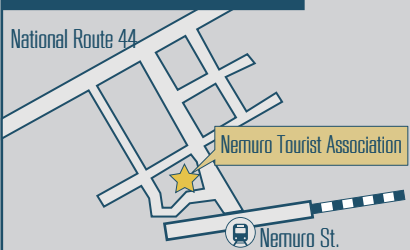


With simple steps at the reception, you can borrow the device with the pre-installed application for audio tour in Nemuro. Put earphones connected to the device, and you will hear the voice guide that starts automatically at the certain scenic points.

*\*This device is only for audio tour. No internet available.  
\*This device uses GPS information while running the application.*

Audio Tour Device Rental Service

National Route 44



*Please be considerate to people around you while using the audio tour device with earphones.*

**Nemuro Tourist Association**

[Open Hour] AM9:00 - PM5:00

[E-mail] [info@nemuro-kankou.com](mailto:info@nemuro-kankou.com) / [TEL] 0153-24-3104



# Audio Tour Device Rental Service for Sightseeing in Nemuro

## [For Passengers on Nosappu Bus]

- Please check in at the reception desk at Nemuro Kotsu Bus Ticket Office (Open Hour: AM8:00 - AM11:00).
- You need to return the device after the bus trip.
- No charge for renting the device.

## [For Travelers NOT taking Nosappu Bus]

- Please check in at the reception desk at Nemuro Tourist Association (Open Hour: AM9:00 - PM5:00).
- You need to give the device back by PM5:00, on the day of the service.
- No booking for the service beforehand is available.
- No rental service for consecutive days.
- The supply of devices is limited.

## How to Borrow



- 1 Show your ID to the reception and fill in the easy registration form.



- 2 Get the audio tour device for free and enjoy sightseeing in Nemuro!

## How to Return

Passengers on Nosappu Bus  
for Nemuro Sightseeing



Put the device in the return box after Nosappu Bus Nemuro Peninsula sightseeing tour.



Enjoy sightseeing with the audio tour device all around Nemuro.

Travelers NOT taking  
Nosappu Bus



Return the device at the reception at Nemuro Tourist Association.

## How to Use

After launching the app, read the license agreement and tap [agree] to start using the app.



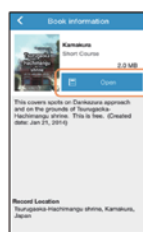
- 1 Click [Book Store] from the Home screen.



- 2 Select a book from the Book Store



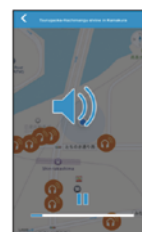
- 3 Tap [Download] to start downloading the book.



- 4 The button will change to [Open]. Tap [Open].



- 5 Tap [Start guide] to switch to the voice guidance screen.



- 6 Voice guidance automatically starts when you close by a location for voice guidance.